




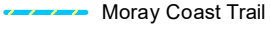

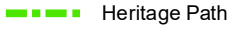

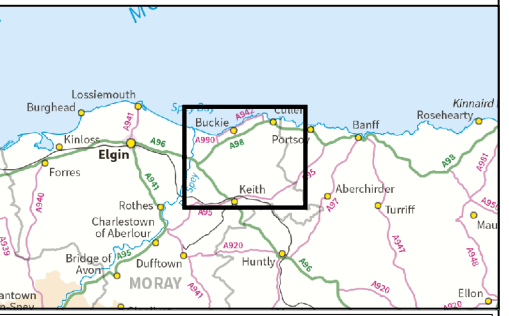


**LEGEND**

-  Site Boundary
-  Local Area of Influence
-  Recreation Receptor
-  Tourism Receptor
-  Core Path
-  Moray Coast Trail
-  Promoted Path
-  Heritage Path
-  Right Of Way



**VATTENFALL** 

**SLR** 

4/5 LOCHSIDE VIEW  
EDINBURGH PARK  
EDINBURGH  
EH12 9DH

T: +44 (0)131 335 6830  
www.slrconsulting.com

**AULTMORE WIND FARM REDESIGN**

**CHAPTER 13 - SOCIO-ECONOMIC**

**RECREATION AND TOURISM**  
**BASELINE**

**FIGURE 13.2**

Scale 1:75,000 @ A3      Date NOVEMBER 2023