









**Key:**

-  Site Boundary
-  Wind Turbine
-  Indicative Access Track
-  Hardstandings
-  Area Excluded
-  Meteorological Mast
-  33kV Substation
-  Construction Compound

Scale: 1:15,000

Date: June 2008



Client: Nuon Renewables

Nant Bach Wind Farm Re-Submission

Figure 2: Site Layout

© Crown copyright, All rights reserved.  
2007 License number 0100031673